



SChain

Software for the Integration of the Value
Chain and Business Intelligence



BUYER'S MANUAL

**Manual for publishing purchasing requirements
and locating suppliers.**

This manual contains instructions for the process of publishing purchase requirements and locating suppliers for companies purchasing from the SChain platform.

CONTENT.

1. Buyer Panel.
2. Business Opportunities Panel (business linking).
3. Posting the requirement.
4. My supplier requirements.
5. Scheduling appointments with suppliers.

In this guide, we'll help you better understand a purchasing company's requirements publication process, as well as the information required to complete the form questions. Remember that the more accurate the information, the better the results and benefits the system offers.

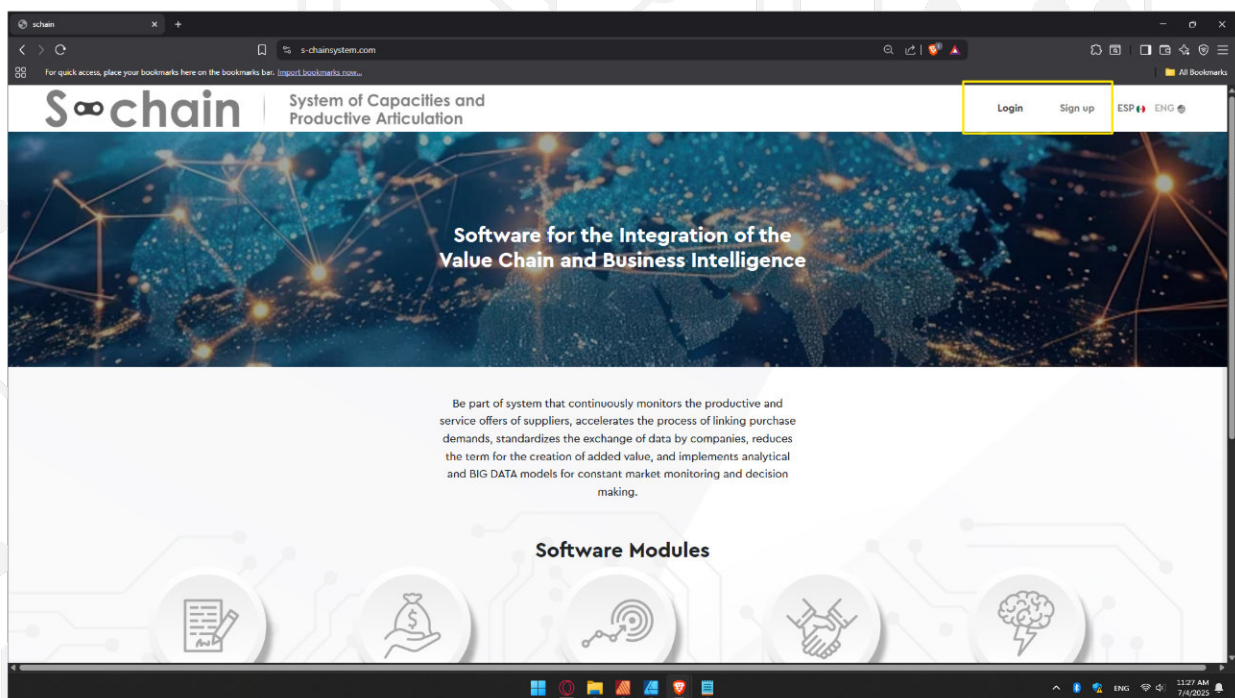
BUYER PANEL

To begin, you must first log in with your buyer credentials. This is because the only people who can post requirements are the purchasing companies.

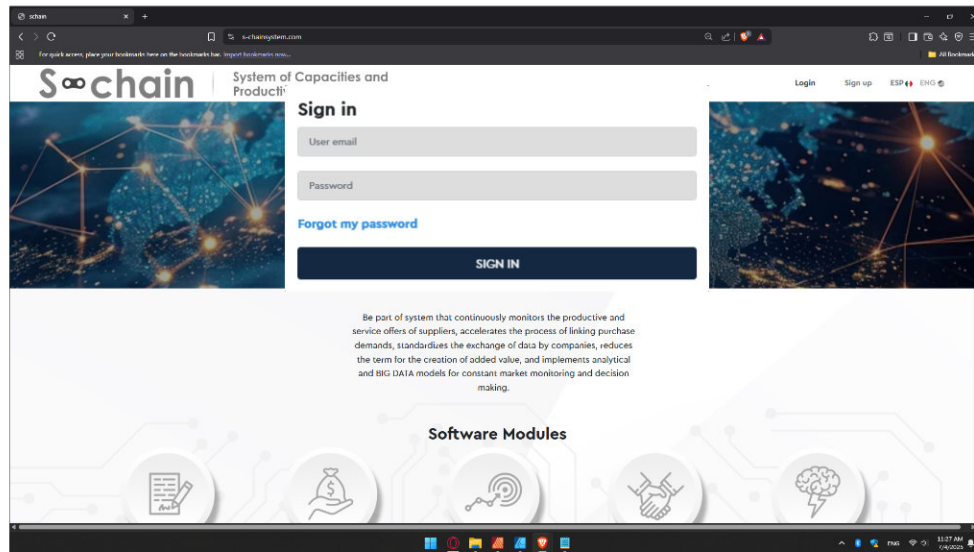
1.1 Login

Go to the website <http://s-chainsystem.com> in your browser.

The login button is located in the upper right corner of the main screen as shown in the image.



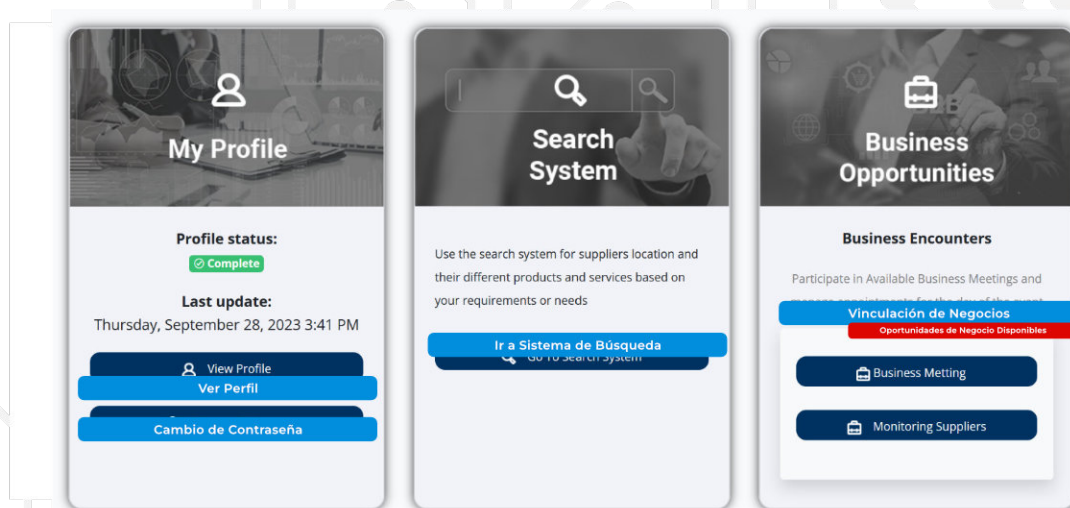
Clicking on it will display a modal allowing us to enter our platform access credentials.



Finally, if the credentials are correct, you will be automatically redirected to the buyer panel.

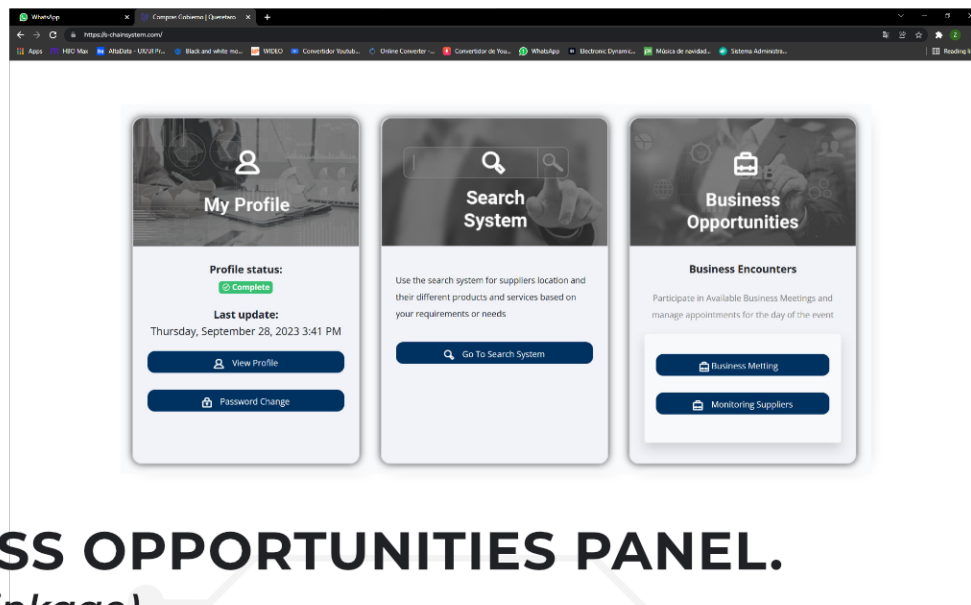
1.2 Buyer Panel

Upon logging in, the system will take you to your buyer dashboard, where the following interface will appear.



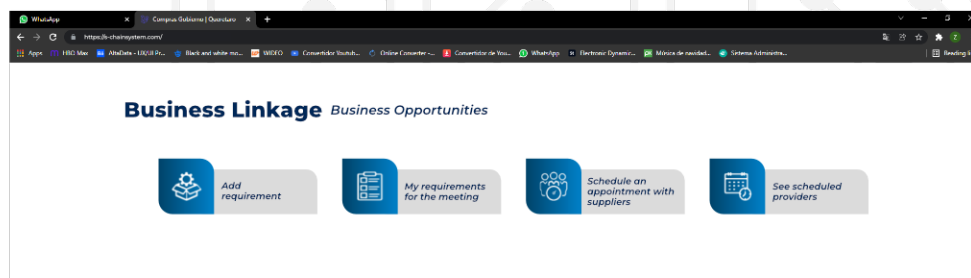
Aquí se encontrarán tres secciones principales: 1) Perfil de la empresa. 2) Sistema de búsqueda. 3) Oportunidades de negocio.

To publish a requirement, we will enter the business opportunities section and select Business Linkage



BUSINESS OPPORTUNITIES PANEL. (Business linkage)

In the business opportunities panel (business linking), we'll find the following four sections that deal with everything related to requirements and business appointments.

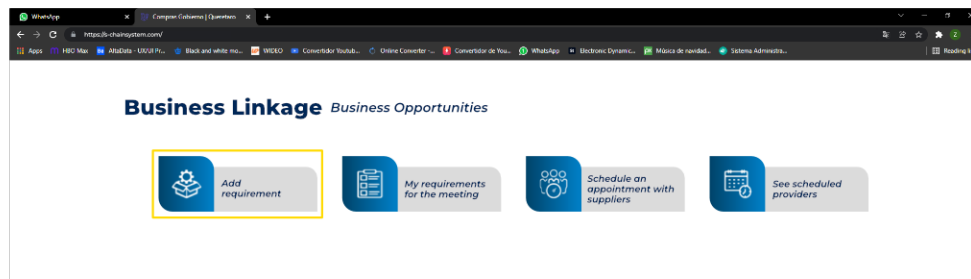


WE REMIND YOU THAT ONCE YOU PUBLISH YOUR REQUIREMENTS, PROVIDERS WILL ONLY BE ABLE TO SEE THAT INFORMATION AND WILL NOT HAVE ACCESS TO YOUR NAME OR CONTACT INFORMATION. THEY WILL ONLY BE ABLE TO REQUEST APPOINTMENTS THROUGH THE SYSTEM.

PUBLICATION OF THE REQUIREMENT

Publishing a requirement involves capturing the specific information about the service or product that the purchasing company needs. This will allow suppliers to fully understand the buyer's needs and thus facilitate business relationships.

To begin, go to the Add Requirements section.



3.1 Type of requirement

On this occasion, supplier requirements are captured. The questionnaire includes the following information:

- Requirements characteristics.
- Supplier profile.

It is important to mention that the more detailed the requirements are, the better the supplier identification results will be. When finished, select the Publish Requirements button to complete the questionnaire.

Format Requirements For Business Encounter

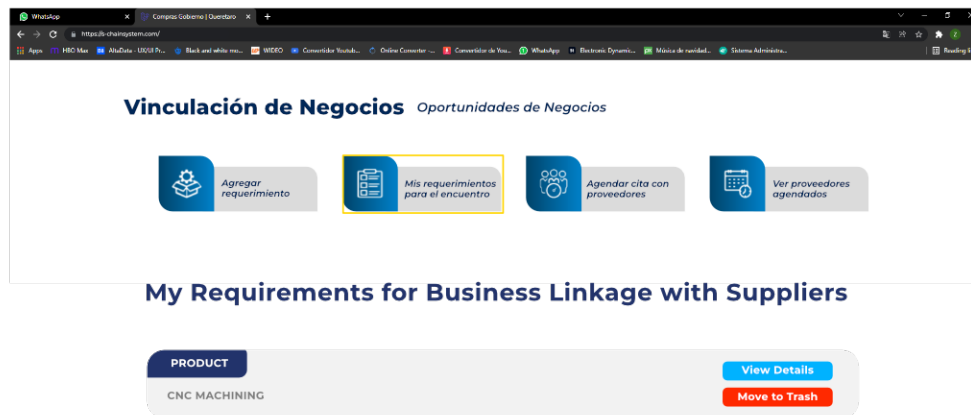
NOTE: The more information you can provide, it will help the suppliers to better understand your requirements remember to complete all the fields marked with * are required.

Direct

Indirect

MY SUPPLIER REQUIREMENTS

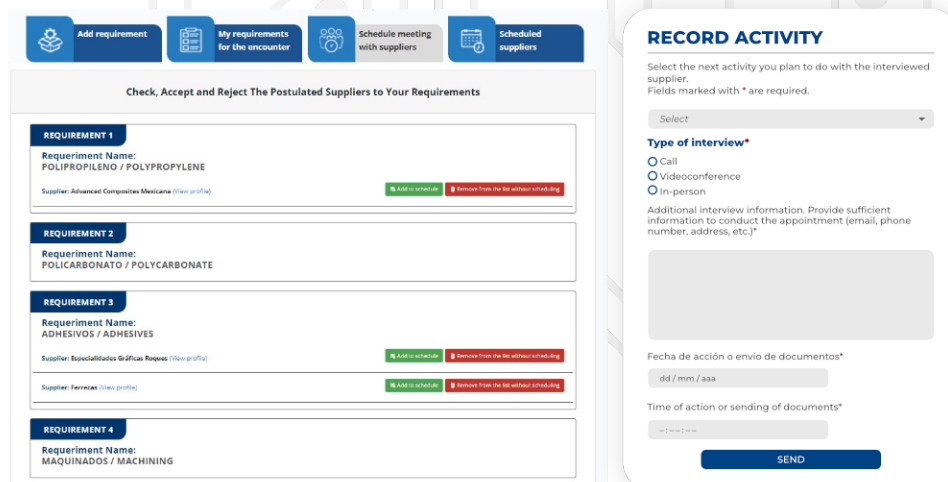
All the sourcing requirements you have published can be viewed in the second section, My sourcing requirements, in the buyer dashboard.



Once the request is published, the system includes automated elements that send alerts to the supplier's email so they can access it and request business appointments.

SCHEDULE AN APPOINTMENT WITH SUPPLIERS

Use this option to view appointment requests from providers who have applied to one of your requirements. If your evaluation is positive, you must register the activity to begin the link.



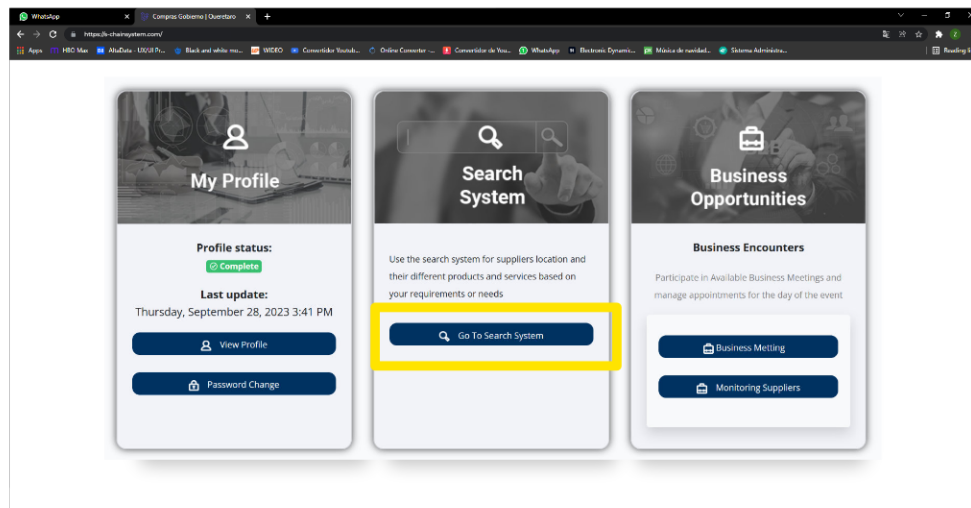
SCHEDULED SUPPLIERS

Once you register your activity with the scheduled supplier, the system will send them a notification of the activity. Once the supplier has been served, we ask you to log in to the system and record the follow-up of the business appointments made with the suppliers you scheduled during the event. This will help you find more suppliers that meet your needs.

If you have any questions, please contact Grissel Jiménez at grissel@capim.com.mx and/or phone (656) 534 1559 and we will be happy to assist you.

SEARCH SYSTEM PANEL

Use the search system to locate suppliers and their different products and services. To perform a search, we enter the search system section and select Go to search system which will take us to the search system.



The search system allows us to search for suppliers and different products and services through the following options:

SEARCH SYSTEM

Processes, product or service: Machining, packaging, security services, etc

FILTERS

COMPANY

Name

Country

State

City

CAPACITY

Number of employees

Available Capacity for new projects

Annual sales range (last 3 years)

With bilingual (English) staff

Design infrastructure

Productive Processes

Sector

Subprocesses

Chain Level

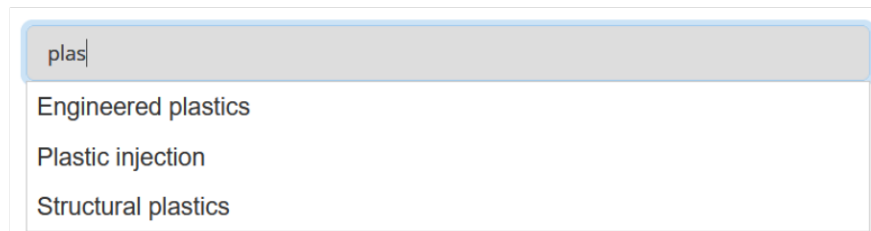
QUALITY SYSTEMS

With certification

SEARCH

SEARCH BOX

Using the search box, we enter either the process, product, or service. The system will automatically show us a list of suggestions as we type. We select an option from this list and click on the magnifying glass so that the system shows us the search results.

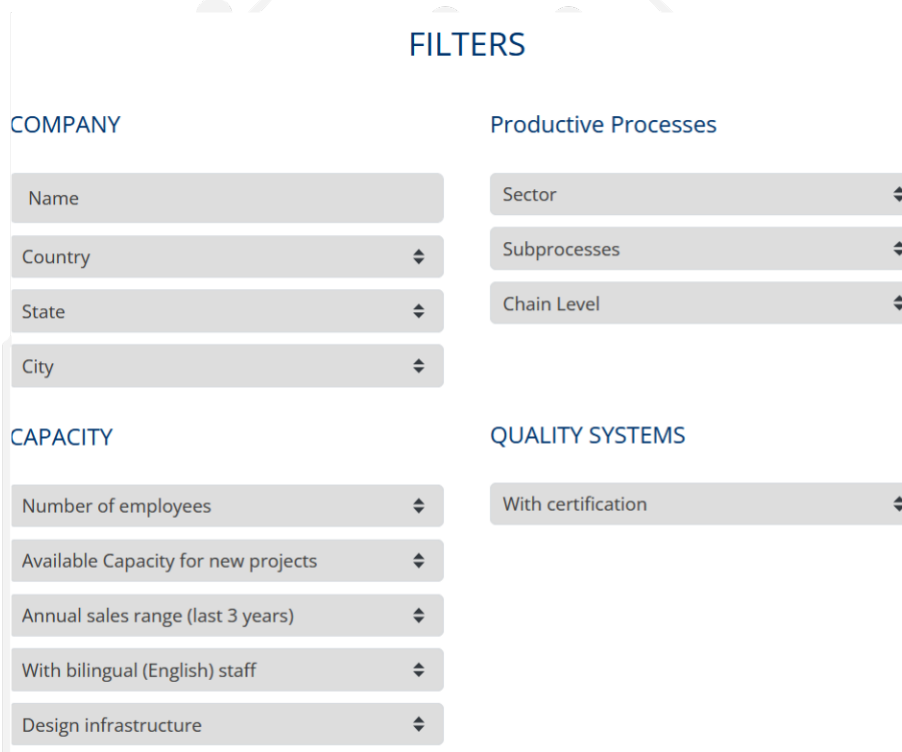


plas

- Engineered plastics
- Plastic injection
- Structural plastics

FILTERS

Using the different filters, we can perform searches based on company data, production processes, capacity, and quality systems. We can use the filters in the search box to perform other searches. Finally, we click on the Perform search button.



FILTERS

COMPANY

- Name
- Country
- State
- City

Productive Processes

- Sector
- Subprocesses
- Chain Level

CAPACITY

- Number of employees
- Available Capacity for new projects
- Annual sales range (last 3 years)
- With bilingual (English) staff
- Design infrastructure

QUALITY SYSTEMS

- With certification

SEARCH RESULTS

In this part, the system displays the search results. To view the company profile, click on the company name or on the View Profile option.

Search Results

Showing 1 Results

CAPIM CADENA DE PROVEEDORES
CADENA DE PROVEEDORES DE LA INDUSTRIA SA DE CV

[View Profile](#)

Phone : (656) 439-5052

Location : Querétaro , México

Productive Processes :

- Tools and equipment
- Suspension system and parts
- Body and parts
- Conventional machining
- Cnc machining

OFFER :

- Bodywork
- Plastics
- Machinig
- Maquinados

[check 1 more](#)

COMPANY PROFILE

In this part we can see the company's contact information and details about additional contacts, company data, productive processes, what it offers, clients, quality, equipment and machinery.

CAPIM CADENA DE PROVEEDORES
CADENA DE PROVEEDORES DE LA INDUSTRIA SA DE CV
Queretaro , Querétaro, México

Contact

Berenice Pereyra
(Encargada De Producción)

berenice@capim.com.mx
[new.capim.com.mx](mailto:berenice@capim.com.mx)

Phone: (656) 439-5052
Additional Phone: (656) 221-8895

[Download resume](#)

Additional contact

+ Show more

Company Information

+ Show more

Productive processes

+ Show more

Offers

+ Show more